



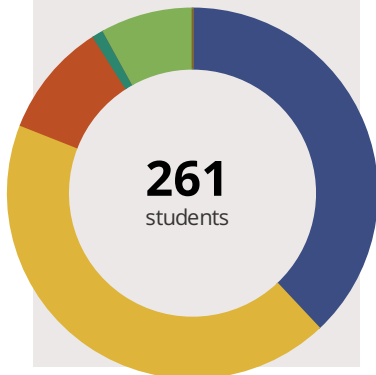
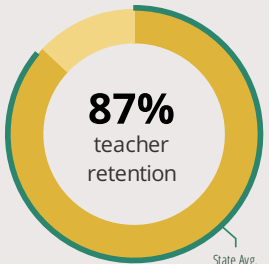
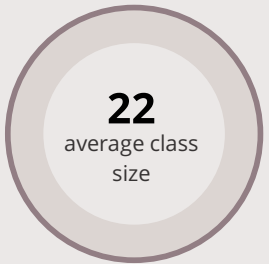
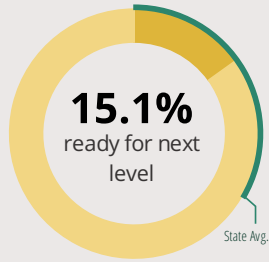
# EDISON ELEM SCHOOL

2101 N VERMILION ST DANVILLE, IL 61832 1731 (217) 444-3350

Grades: K-4  
District: DANVILLE CCSD 118

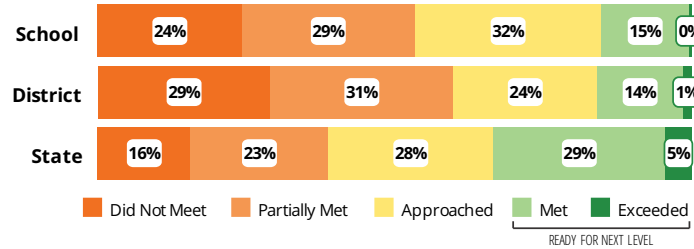
Principal: Mr. Mark Goodwin  
Superintendent: Dr. Alicia Geddis

## FAST FACTS



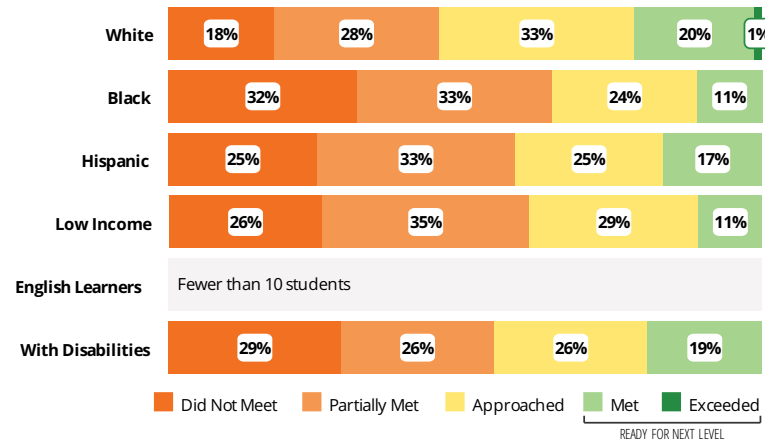
## Academic Success

All Illinois students in grades 3-8 take the PARCC assessment each year. High school students take the PARCC in specific Math or English Language Arts (ELA) courses.



## Success by Student Group

This display shows PARCC performance levels for each student group. No data is shown for groups with fewer than 10 students.

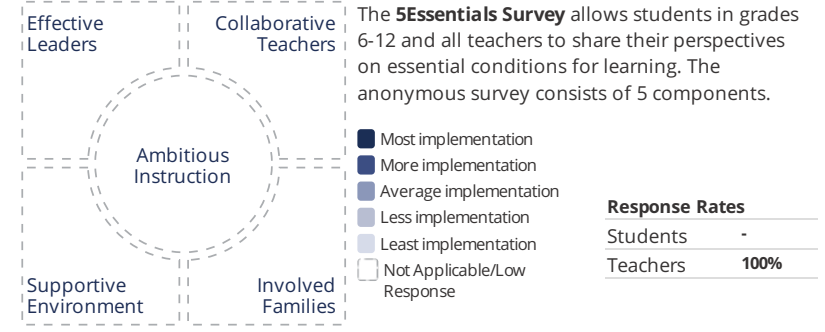


## Student Characteristics

White	38%	Low Income	65%
Black	43%	English Learners	7%
Hispanic	10%	With Disabilities	13%
Asian	1%	Homeless	0%
American Indian	0%		
Two or More Races	8%		
Pacific Islander	0%		

## School Environment

The **5Essentials Survey** allows students in grades 6-12 and all teachers to share their perspectives on essential conditions for learning. The anonymous survey consists of 5 components.

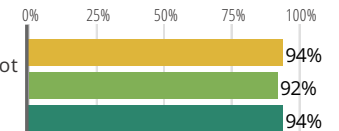


Response Rates	
Students	-
Teachers	100%

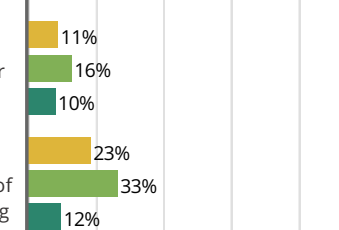
- Effective Leaders**  
Do principals and teachers implement a shared vision for success?
- Collaborative Teachers**  
Do teachers collaborate to promote professional growth?
- Ambitious Instruction**  
Are the classes challenging and engaging?
- Supportive Environment**  
Is the school safe, demanding, and supportive?
- Involved Families**  
Does the entire staff build strong external relationships?

## Student Attendance and Mobility

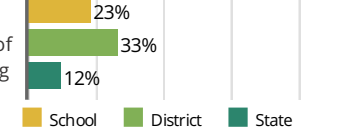
**Attendance Rate**  
Rate at which students are present at school, not including excused or unexcused absences



**Chronic Truancy Rate**  
Percentage of students who have been absent without valid reasons for 5% or more of regular school days



**Student Mobility**  
Percentage of students who transfer in or out of the school during the school year, not including graduates





# EDISON ELEM SCHOOL

## School Highlights

### Academic Courses

Mathematics, English-Language Arts, Reading, Writing, Science, Social Studies, Computer Lab, Physical Education, Music: choral, recorders and percussion instruments, and Art projects.

### Physical Education, Heath and Wellness

A variety of life-long activities are presented to students throughout the year: roller skating, volleyball, rock climbing wall, Jump Rope for Heart and fitness activities. Various games and activities are introduced that allow students to enhance their fitness along with having fun. There are also music and movement activities throughout the ye

### Other Programs and Activities

After School Care, Before School Care, Career Education Events, Conflict Resolution, Danville Symphony Orchestra Children's Concert, Family Council, Family Nights, Holiday Food Baskets, Parent Associations, Parent-Teacher Association, Tutoring Program, Body Walk, Business Tours, Career Day, Children, Math & Science Nights.

### School Awards

Spotlight on Staff Recognition and Dr. David Fields Excellence in Teaching Award. Student Perfect Attendance, 110% Award, Best Boy & Girl Citizen. Physical Education Award for a 5th Grade Boy and Girl.

### Career Development Courses and Programs

Students have the opportunity to visit several local businesses to experience a variety of professions to assist them in planning for their future.

### Athletics

The following activities are available to 4th and 5th grade students: Volleyball, Boys & Girls Basketball and Boys & Girls Track. Scholastic Bowl is also available.

### School Personnel Resources

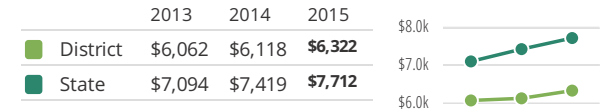
Several support staff are available to assist students throughout the year: Math Instruction, Reading Instruction, District Math & Reading Coach, Social Worker, School Psychologist, English Language Learners (ELL), Data Instructional Facilitator, Parent Volunteers, Retired Teacher Volunteers for Instructional Support and AVID Tutors.

### Facilities

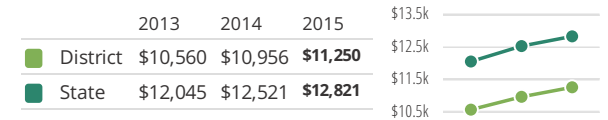
Edison has three levels, a gymnasium, cafeteria, library, computer lab, outdoor playground with various pieces for students to enjoy. A large grass area for Physical Education and other school celebrations throughout the year.

## District Finance

**Instructional Spending per Pupil** includes only the activities directly dealing with the teaching of students or the interaction between teachers and students.



**Operational Spending per Pupil** includes all costs for overall operations in this school's district, including Instructional Spending, but excluding summer school, adult education, capital expenditures, and long-term debt payments.



## Educator Measures

This school has had **2 principal(s)** over the past 6 years. In the last three years, an average of **87% of teachers** return to this school each year.

## FOR MORE INFORMATION

Visit [IllinoisReportCard.com](http://IllinoisReportCard.com) to see additional details about each item of information for this school. There you will find charts spanning multiple years, detailed explanations, resources, more of the school's programs and activities, and powerful tools that let you dig deeper into data.

Most of this data has been collected by ISBE from school districts through data systems. Some information, such as the School Highlights, is entered directly by principals and can be updated throughout the year.