



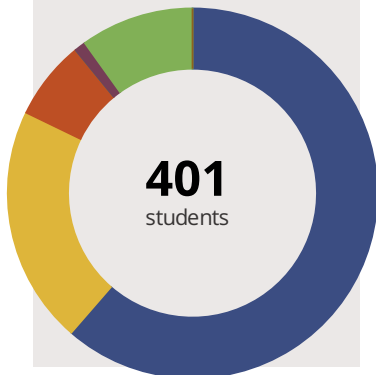
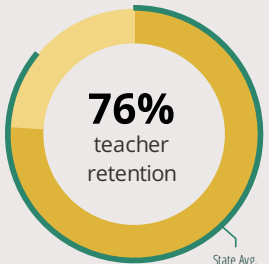
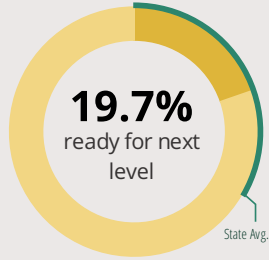
SOUTHWEST ELEM SCHOOL

14794 CATLIN TILTON RD DANVILLE, IL 61834 5116 (217) 444-3500

Grades: P-4
District: DANVILLE CCSD 118

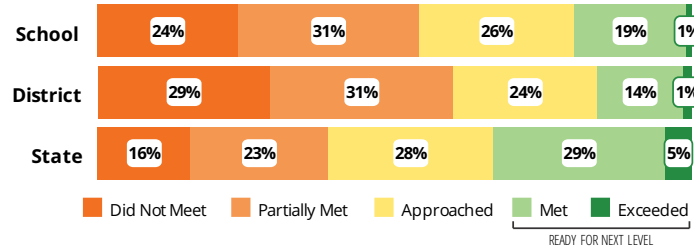
Principal: Ms. Julie Deignan
Superintendent: Dr. Alicia Geddis

FAST FACTS



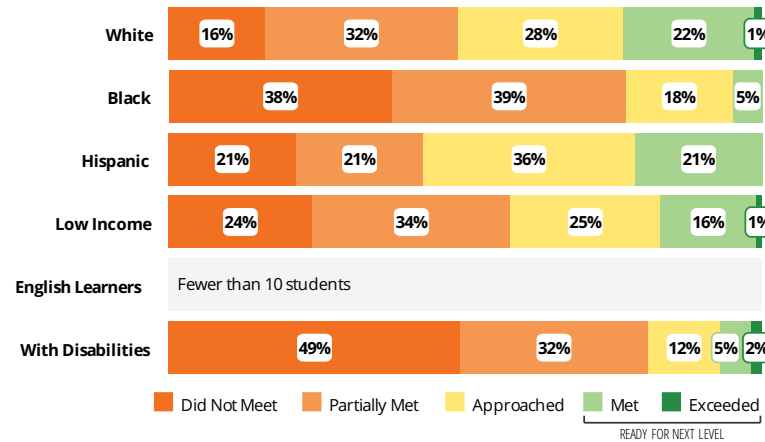
Academic Success

All Illinois students in grades 3-8 take the PARCC assessment each year. High school students take the PARCC in specific Math or English Language Arts (ELA) courses.



Success by Student Group

This display shows PARCC performance levels for each student group. No data is shown for groups with fewer than 10 students.

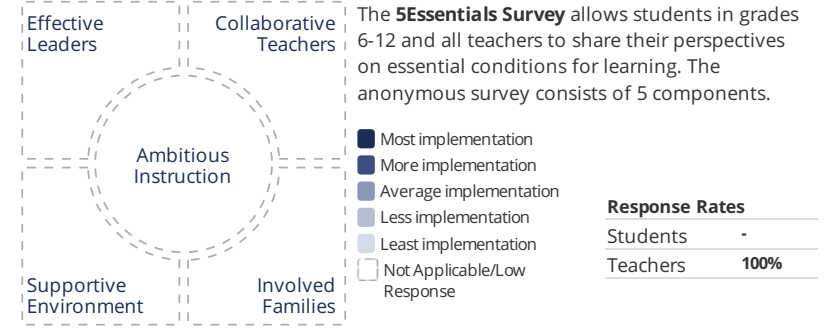


Student Characteristics

White	62%	Low Income	78%
Black	21%	English Learners	2%
Hispanic	7%	With Disabilities	21%
Asian	0%	Homeless	3%
American Indian	1%		
Two or More Races	10%		
Pacific Islander	0%		

School Environment

The **5Essentials Survey** allows students in grades 6-12 and all teachers to share their perspectives on essential conditions for learning. The anonymous survey consists of 5 components.



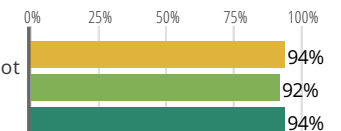
Response Rates	
Students	-
Teachers	100%

- Effective Leaders**
Do principals and teachers implement a shared vision for success?
- Collaborative Teachers**
Do teachers collaborate to promote professional growth?
- Ambitious Instruction**
Are the classes challenging and engaging?
- Supportive Environment**
Is the school safe, demanding, and supportive?
- Involved Families**
Does the entire staff build strong external relationships?

Student Attendance and Mobility

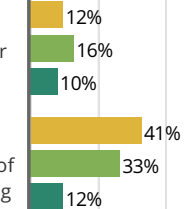
Attendance Rate

Rate at which students are present at school, not including excused or unexcused absences



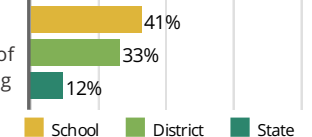
Chronic Truancy Rate

Percentage of students who have been absent without valid reasons for 5% or more of regular school days



Student Mobility

Percentage of students who transfer in or out of the school during the school year, not including graduates





SOUTHWEST ELEM SCHOOL

School Highlights

Academic Courses

ELA-(English Language Arts • 100 minutes core (includes writing and science/social studies reading through the content area) • +30 minutes of Tier 2 in the classroom • +30 minutes WIN (what I need- time) Math • 60 minutes core • +30 minutes Tier 2 in the classroom • +30 minutes WIN Social Emotional • 20 mi

Physical Education, Heath and Wellness

Students enjoy Physical Ed 2-3 times per week in our fabulous gym. Students also enjoy recess before or after lunch daily. Our Second Step program and PBIS-(positive behavior intervention and supports) are implemented with celebrations!

Other Programs and Activities

Southwest offers many on site and community programs and activities to maximize student and family success.

School Awards

Southwest faculty, staff, and families support and encourage students and each other on a daily basis.

Career Development Courses and Programs

Southwest Elementary School prepares all students for career and college readiness. The importance of academic success is evident in our shift in instruction towards math thinking and reading comprehension.

Athletics

Southwest students in grades 4 and 5 participate in a variety of extra-curricular activities with a bus provided to transport home. Students are invited to participate in yearbook, scholastic bowl, volleyball, track, basketball, and SWAT (students willing to assist and tutor-for 5th grade only).

School Personnel Resources

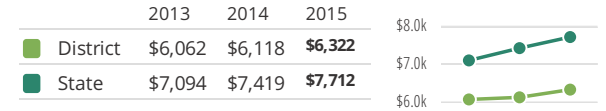
Southwest provides quality expert faculty and staff to ensure the best instruction for our students. Our PBIS (Positive Based Interventions and Supports) has received Gold status for our attention to the success of our students. Our PreK program received the Gold Circle of Quality from our state rating system. Danville CUSD 118 is committed to pr

Facilities

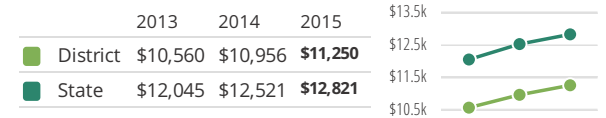
Southwest Elementary School uses Illinois Common Core Standards to drive its instruction. Our philosophy is that we do what it takes to move students forward! Southwest Elementary School classrooms are tech ready with Eno boards, document cameras, Ed Mobi systems (grades 3-5), and a variety of tech-related resources for students and staff.

District Finance

Instructional Spending per Pupil includes only the activities directly dealing with the teaching of students or the interaction between teachers and students.



Operational Spending per Pupil includes all costs for overall operations in this school's district, including Instructional Spending, but excluding summer school, adult education, capital expenditures, and long-term debt payments.



Educator Measures

This school has had **2 principal(s)** over the past 6 years. In the last three years, an average of **76% of teachers** return to this school each year.

FOR MORE INFORMATION

Visit IllinoisReportCard.com to see additional details about each item of information for this school. There you will find charts spanning multiple years, detailed explanations, resources, more of the school's programs and activities, and powerful tools that let you dig deeper into data.

Most of this data has been collected by ISBE from school districts through data systems. Some information, such as the School Highlights, is entered directly by principals and can be updated throughout the year.